

OUTLINE



Kitchen Sinks  
Code: 6602 000



DETAILS

Edge/Installation Type	Flush-mount   Top-mount
Material	AISI 304 stainless steel
Texture	Brushed in line
Base	90 cm
Dimensions	873x513 mm
Standard fittings	Fixing hooks, gasket, drain, overflow and siphon, boxed packing
Mixer holes	2 standard holes - 3rd hole on request
Built-in hole	View technical data sheet
Drainer	No

Number of bowls	1 bowl
-----------------	--------

Waste fitting	3,5" drain
---------------	------------

## EQUIPMENT

8407 116 - Space Push  
automatic waste fitting  
8100 606 - Black grid  
8100 607 - Black grid

## FEATURES

Deep bowls	This bowls reach an important depth, over 20 cm, thanks to the advanced production technology, that can be offer great capieny and practicity in all the washing operations.
------------	--

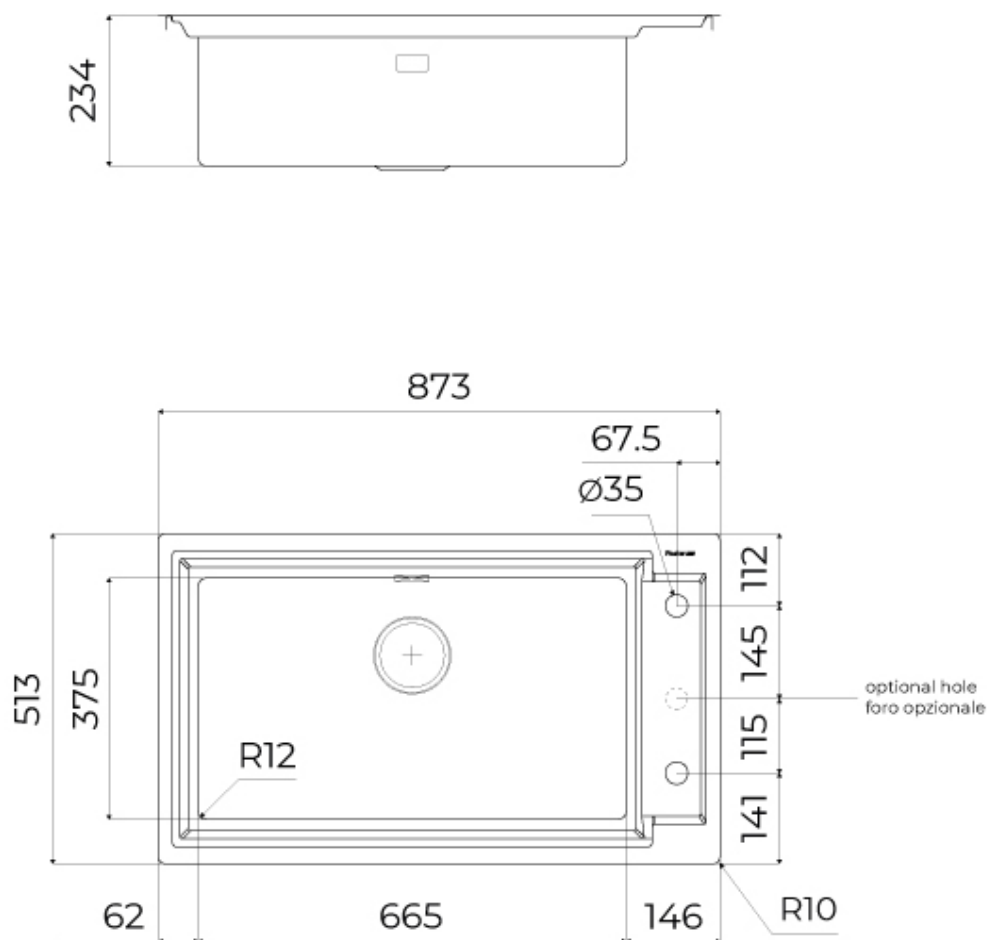
High thickness	1mm thick steel. A significant thickness, which guarantees the maximum sturdiness and durability.
----------------	---


Perimetral overflow	The overflow is always a security on the Foster sinks that prevents the overflow of water in case of oversights. The perimeter drain solution improves aesthetics thanks to its square and essential shape.
---------------------	---

Small radius	Bowls with squared shapes with a modern design and an increased capacity, for a minimal aesthetics connected with an extreme practicity.
--------------	--

Space waste fitting	The elegant SPACE steel cap closes the drain and leaves no visible residues collected in the basket below. Space also has a small footprint and allows the optimal use of the under-sink compartment.
---------------------	---


## TECHNICAL DATA






FTS - cut out

FT - cut out



## GALLERY



## EQUIPMENT



**Black Grid**  
8100 606



**Black Grid**  
8100 607



**Space Push automatic waste fitting**  
8407 116

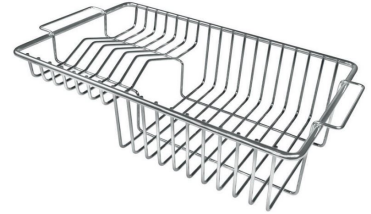
## OPTIONAL ACCESSORIES



**Stainless steel basket**  
8611 000



**Stainless steel perforated tray**  
8156 000



**Stainless steel Plate rack**  
8100 306




**Walnut-wood chopping board**  
8642 004

## RECOMMENDED PAIRINGS



**OP satin**  
8499 100



**OUTLINE GAS**  
7440 000